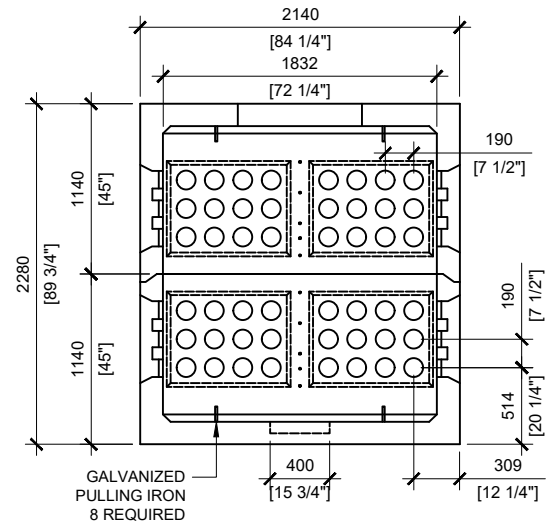
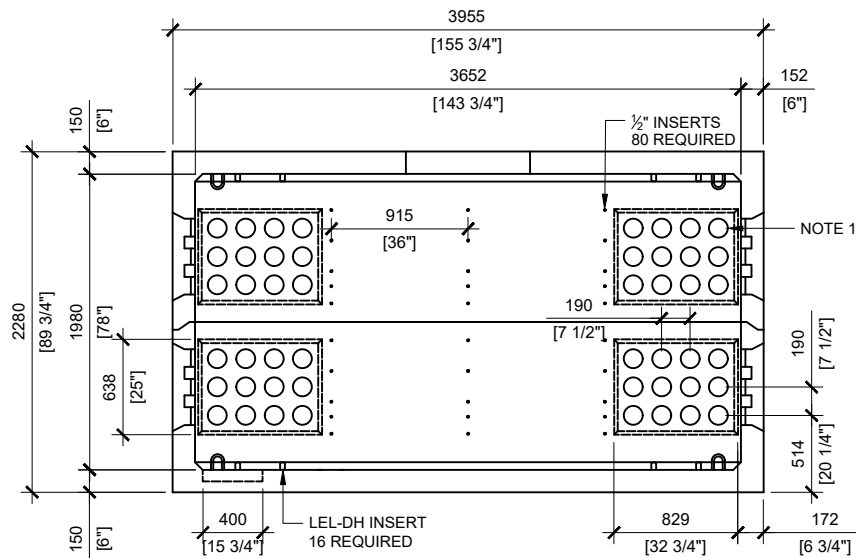


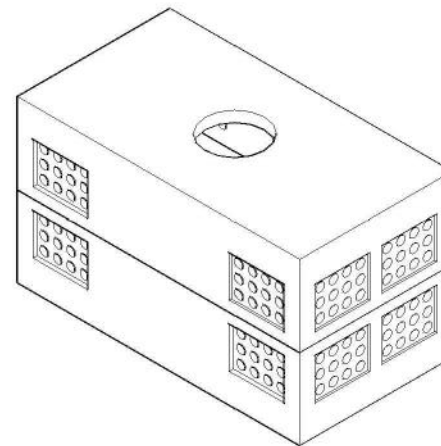
TOP VIEW
SCALE 1:50



SECTION B
SCALE 1:50



SECTION A
SCALE 1:50



GENERAL NOTES:

1. CABLE ENTRY OPENINGS - 4-3/4" PVC SEALS .
2. DELIVERY IS MADE BY CRANE-EQUIPPED TRUCKS
3. EXCAVATION MUST BE READY, SAFE AND ACCESSIBLE FOR UNLOADING FROM THE REAR OF THE TRUCK.
4. MIN OVERHEAD CLEARANCE OF 18FT IS REQUIRED
5. ALL UNITS MUST BE HANDLED WITH PROPER LIFTING EQUIPMENT (I.E. SPREADER BAR)
6. FOR INSTALLATIONS ON STONE BEDDING, THE ALLOWABLE BEARING PRESSURE AT THE UNDERSIDE OF THE VAULT BOX SECTION SHALL BE A MINIMUM OF 150kPa (S.L.S.)
7. THIS BEARING PRESSURE IS ASSUMED AND SHALL BE CONFIRMED BY A QUALIFIED GEOTECHNICAL ENGINEER PRIOR TO INSTALLATION OF THE VAULT
8. THE TRANSFORMER SHOULD BE UNIFORMLY DISTRIBUTED AND THE EDGE OF THE TRANSFORMER BASE SHALL BE SET WITHIN 150MM OF THE INTERIOR DIMENSIONS FOR THE BASE
9. DESIGNED TO CAN/CSA-S6-06 CL-625-ONT TRUCK LIVE LOADING
10. AS PER HYDRO OTTAWA UCS0014



MANUFACTURED:
OTTAWA, ON
613-822-1488

www.powerprecast.com

CONCRETE TYPE: SCC
CONCRETE: 45MPa
AIR CONTENT: 6.5% ± 1.5%
REINFORCEMENT : STEEL TO CSA CAN
A23.4-05 / A23.3. G30.18 Fy=400MPa

WEIGHT:
Bottom - 14,767lbs / 6,713kg
Top - 14,423lbs / 6,556kg

SHEET:
1/1

DWG NO.
E - 2.08

DRAWN BY:
E.ZHOU

DATE:
DEC/2019

**6x12 Ottawa Hydro Manhole
Top and Bottom - UCS0014**

REFERENCE HYDRO OTTAWA UCS0014
PPS REFERENCE: 409209 - TOP 409208 - BOTTOM